





### CREATE YOUR OWN BUNTING

Print out the bunting template. Use scissors to cut along the dotted lines to make your own bunting. You will also need some string or ribbon to thread through the holes and hang it up. Make sure your flags are evenly spaced along your string or ribbon and hang it up to add the finishing touch to your celebration.




### CREATE YOUR OWN BUNTING

Print out the bunting template. Use scissors to cut along the dotted lines to make your own bunting. You will also need some string or ribbon to thread through the holes and hang it up. Make sure your flags are evenly spaced along your string or ribbon and hang it up to add the finishing touch to your celebration.



### CREATE YOUR OWN BUNTING

Print out the bunting template. Use scissors to cut along the dotted lines to make your own bunting. You will also need some string or ribbon to thread through the holes and hang it up. Make sure your flags are evenly spaced along your string or ribbon and hang it up to add the finishing touch to your celebration.



**CREATE YOUR OWN BUNTING**

Print out the bunting template. Use scissors to cut along the dotted lines to make your own bunting. You will also need some string or ribbon to thread through the holes and hang it up. Make sure your flags are evenly spaced along your string or ribbon and hang it up to add the finishing touch to your celebration.